
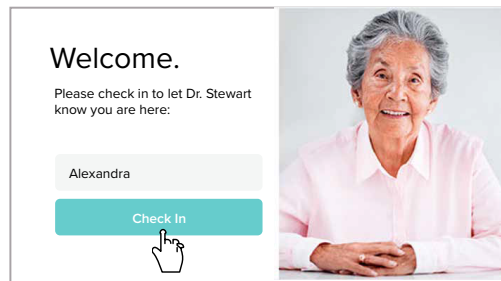


# How to check in for your video visit

- 1 We will be contacting you through your smartphone and email. Please make sure that ADPTC has your smartphone number and email address in Epic.
- 2 You must use a smartphone to access the system and you must have a working microphone.

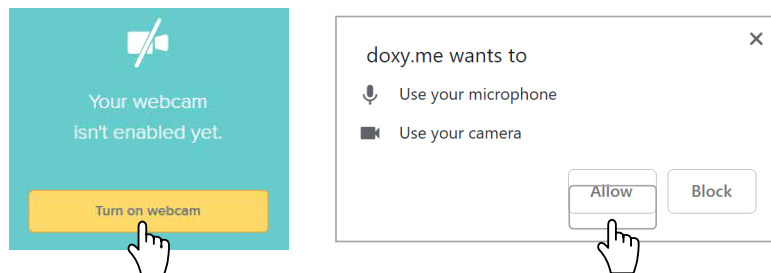


- 3 At the time of the visit, we will contact you by text to your cell phone (smartphones only) and provide you with a link for accessing our video visit service Doxy.me.
- 4 When you click on the link, a check in page will appear in your browser. Type in your name and click check in.



Secure  
No software to download  
HIPAA compliant  
No registration needed

- 5 Allow your browser to use your webcam and microphone.



- 6 Your care provider will start your visit.

Contact your provider by email  
if you need assistance:

Dr. Ligham: [dligham@ihurt.com](mailto:dligham@ihurt.com)  
Dr. Robbins: [mrobbins@ihurt.com](mailto:mrobbins@ihurt.com)  
Dr. Paggioli: [jpaggioli@ihurt.com](mailto:jpaggioli@ihurt.com)  
Andy McDowell: [amcdowell@ihurt.com](mailto:amcdowell@ihurt.com)